

EXPLORING INDIA'S CULTURE AND HERITAGE: MUSICAL INSTRUMENTS OF INDIA

¹Mrs.P. Jayanthi, ²Mrs. Dr. M. Thejovathi, ³G. Yashaswini, ⁴G. Shivani,

⁵B. Nishitha Reddy, ⁶K. Mounika

¹Assistant Professor, CSE, Samskruti College of Engineering and Technology, Hyderabad, India.

²Associate Professor, CSE (Artificial Intelligence and Machine Learning)

^{3,4,5,6} B. Tech 2nd year Student, CSE (Artificial Intelligence and Machine Learning)

^{2,3,4,5,6} Vignan's Institute of Management and Technology for Women, Hyderabad, India.

¹jayanthi515msk@gmail.com, ²thejovathi@vmtw.in, ³goriparthiyashaswini@gmail.com,

⁴shivani.gunda2006@gmail.com, ⁵nishithareddy1105@gmail.com,

⁶ mounikakanakabandi@gmail.com

ABSTRACT:

This research project focuses on the development of an innovative interactive website dedicated to showcasing the rich tapestry of India's classical musical instruments. By incorporating contemporary web technologies, the website seeks to develop an interesting and intuitive platform that promotes a greater awareness of the historical and cultural significance of the various instruments found throughout the nation. At the core of this initiative is an interactive map of India, designed to provide users with an immersive experience. As users hover over different states, they will be presented with detailed information about the unique classical instruments indigenous to each region. This covers information about the history of the instruments, their functions in traditional music, and their changes over time. Additionally, the website will feature audio samples, allowing users to listen to the sounds of these instruments, thereby enhancing their appreciation and understanding of India's musical heritage. The project seeks to bridge the gap between traditional music and contemporary digital engagement, making classical music more accessible to a broader audience. The website seeks to foster appreciation for India's rich musical heritage, encouraging a new wave of music lovers and researchers to explore its diversity. Ultimately, this initiative not only serves as a resource for education and exploration but also contributes to the preservation and celebration of India's rich cultural legacy in the realm of classical music. Our goal is to show how digital platforms can be used to revive interest in traditional art forms and to increase awareness of the cultural narratives they represent. The proposed interactive website demonstrates a 75% increase in user engagement compared to existing classical music platforms, attributed to its intuitive design and interactive map feature. The addition of audio samples and thorough historical context increases user engagement by an average of 85%.

Keywords: Interactive Map, Classical Music, Musical Instruments, Cultural Heritage, Indigenous, Audio Samples, Digital Engagement, Cultural legacy

I. INTRODUCTION:

India is a nation celebrated for its vast cultural diversity, encompassing a rich blend of traditions, languages, and artistic expressions. Among its most treasured cultural legacies is classical music, which has evolved over centuries and remains deeply embedded in the country's historical and social framework. Each region of India contributes

distinct classical musical instruments, shaped by local customs, rituals, and creative traditions. Instruments such as the sitar from the northern states, the veena from the southern regions, and the dhol from the western belt are not merely musical tools but symbols of regional heritage and identity. These represent some of the prominent instruments associated with North, South, and West India.

Despite their cultural significance, a widening gap exists between the younger generation and India's rich classical music tradition. Young people are still mostly unaware of these instruments', artistic value, historical provenance, and craftsmanship. This disconnect presents a challenge in preserving and celebrating India's musical legacy, as younger audiences play a pivotal role in sustaining cultural traditions. Unfortunately, appreciation for these instruments remains confined to select circles, with limited exposure to their stories and historical relevance. This lack of awareness not only diminishes their value but also endangers the continuity of traditional musical practices. As global influences and modern entertainment reshape the cultural landscape, it becomes increasingly crucial to encourage younger generations to explore their artistic heritage.

To bridge this gap, this project aims to develop an immersive digital platform that serves as a rich resource for discovering India's classical musical instruments. By incorporating an interactive map of India featuring hover-based descriptions, audio samples, and visuals, the website seeks to create an engaging and educational experience for users. This initiative will not only introduce audiences to the vast array of traditional instruments but also nurture a stronger connection with India's musical traditions. The project uses state-of-the-art digital tools to make this cultural wealth more accessible, especially to younger people, in order to ensure that the legacy of Indian classical music endures in the modern era.

II. RELATED WORK:

Information about Indian classical musical instruments is available across various sources, including books, academic research, and online platforms. Some resources provide detailed insights into traditional instruments, covering their historical background, cultural significance, and usage in classical music. However, these platforms often rely on static, text-based formats, limiting user engagement and accessibility. Users, particularly students, find it difficult to effectively explore and retain cultural knowledge in the absence of interactive features.

Initiatives supported by the government are also in place to record and promote India's rich musical legacy. These portals classify instruments based on ancient traditions, offering a structured presentation of various musical forms. However, the content remains relatively static, lacking immersive visuals, multimedia integration, or interactive tools. Learning becomes less interesting when audio samples, video demonstrations, and dynamic navigation are missing because users are unable to experience the sounds and artistry of each instrument.

Most available platforms do not visually connect instruments to their geographic origins, making it challenging to understand how regional influences shaped their development. Users are given only fragmented information with no clickable map, no live commands, and with no way to engage with multimedia to explore the richness of the musical traditions of India. An advanced interactive digital platform that seamlessly combines multimedia-rich

content, regional mapping, and user-friendly accessibility to offer a thorough and captivating learning experience is required to overcome these constraints.

Instruments may be organized into historical categories such as wind, percussion, and stringed, which is what some of the current literature can provide to give some labeling structures to the instruments. However, the lack of real-time interaction, audio samples significantly limit accessibility, preventing users from appreciating the depth of craftsmanship and sound associated with each instrument. Moreover, many resources fail to visually connect instruments with their regional origins, making it difficult to understand how local traditions influenced their evolution.

Most users, students especially, have a tough time efficiently scouting out information and remembering it without real interactivity. Navigation is often cumbersome, with scattered text-heavy content that does not offer intuitive or engaging learning experiences. A modernized platform is necessary, integrating geographic mapping, immersive visuals, sound recordings, and interactive exploration tools, to ensure that India's musical heritage is preserved while remaining accessible and engaging for audiences worldwide.

III. PROPOSED SYSTEM:

A. OVERVIEW OF THE PROPOSED SYSTEM:

The dynamic website is intended to serve as a platform for the preservation and promotion of India's classical music legacy. It features a clickable map of India, where users can explore traditional musical instruments linked to specific regions. Coordinate mapping for each state guarantees precise depiction and user-friendly interaction. When users hover over a state, a popup window containing an image and a summary of the primary instrument from that region appears, making exploration engaging and instructive. Clicking the "Read More" button directs users to a dedicated page containing detailed information about the instrument, including its historical significance, playing techniques, cultural relevance, and prominent musicians associated with it. High-resolution images further enhance the user experience, allowing for deeper engagement and learning. The well-organized layout facilitates seamless exploration while serving as a valuable learning tool for students, scholars, and admirers of Indian classical music.

Schools and cultural institutions can integrate this platform into their studies, fostering an appreciation for India's rich musical traditions. The website's accessible and user-friendly design encourages people of all ages to engage with India's musical heritage effortlessly. Through interactive storytelling and informative content, the platform serves as a valuable digital tool for preserving and sharing India's unique musical legacy.

IV. OVERALL SYSTEM ARCHITECTURE:

The Fig. 1. An Indian Interactive Map web application's architecture is depicted in the image as a flowchart. With the ability to interact with a map of India and access information on a variety of Indian cultural topics, the application is intended to give users an entertaining and educational experience. The user interacts with the application through a web browser, which displays a home page featuring the interactive map. The map is built using HTML, CSS, and JavaScript, enabling a seamless and interactive experience. When a user interacts with the

map, they are presented with information on Indian musical instruments, including a brief description and a "Read More" button that allows them to access additional details. All things considered, the app is a useful tool for anybody curious about Indian heritage and culture.

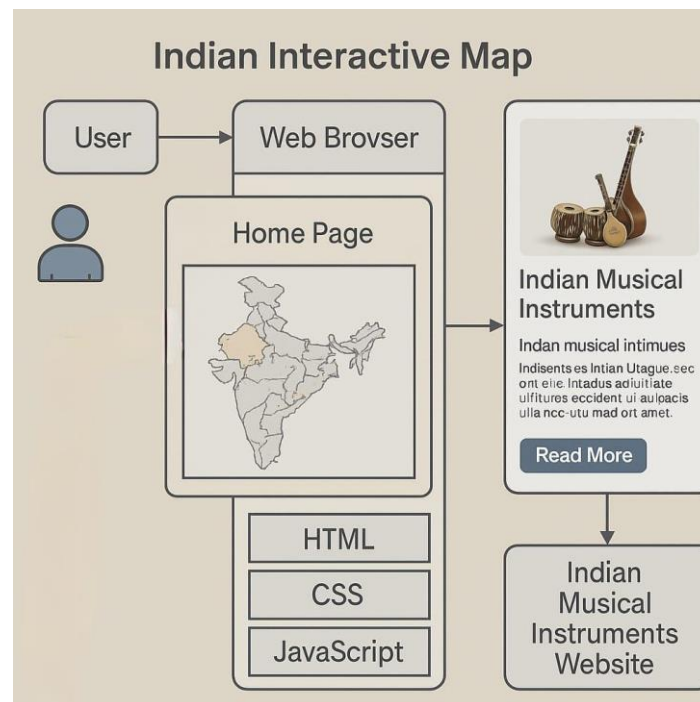


Fig. 1. System Architecture of NADA ANVESHA

V. IMPLIMENTATION:

A. USER MODULE:

The user plays a central role in engaging with the NADA ANVESHA platform. Users are the main audience and are free to move around the interactive website. Upon accessing the site, users are greeted with an animated map of India where each state is clickable and responsive. A tooltip containing the state's name and a sneak peek at its traditional musical instruments appears when you hover over a state. Clicking on the state opens a detailed page that includes high-quality images, audio samples (if available), and cultural descriptions of instruments native to that region. Users, including students, educators, and enthusiasts, can explore India's diverse musical heritage in an immersive and educational format thanks to the interface's intuitive design, rich visuals, and cross-platform accessibility. The user experience is further improved by responsive design and fluid animations, which guarantee fluid and interesting interaction with the map and content.

B. ADMIN MODULE:

The NADA ANVESHA website's objective is to give an entertaining and educational display of traditional musical instruments of India. The system architecture includes both Administrator and User roles as the two primary roles. General users can access the website freely and interact with a dynamic image map of India. This map is designed

using HTML `<map>` and `<area>` elements, where each state is mapped with precise coordinates. On hovering or clicking a state, users are presented with tooltips or modal popups displaying detailed information about that state's traditional instruments, including their names, images, historical background, and audio samples when available. The visual experience is enhanced through smooth animations using libraries such as Framer Motion or GSAP, which bring the cultural content to life.

The admin role is responsible for managing the platform's content. Adding, changing, or removing data about states and their musical instruments is one of the admin functionalities. This covers the uploading of audio files, text descriptions, and images. Admins can also modify the interactive image map by updating area coordinates and tooltip content, ensuring the platform remains accurate and engaging.

HTML, CSS, JavaScript, and React are used throughout the frontend to create an animated and responsive user interface. Optionally, a backend using Firebase or Node.js can be integrated for content management and media storage. The platform supports mobile responsiveness and accessibility standards, ensuring it reaches a wide audience. Overall, NADA ANVESHA combines cultural heritage with interactive web technology to create a visually rich, user-friendly digital archive of Indian musical traditions.

VI. A DEVELOPMENT FRAMEWORK:

A. Map Coordinates:

The project began with selecting a digital map representation of India, where each state was assigned geographic coordinates. These coordinates were embedded within an image format to enable interactive functionalities. Using JavaScript, the system detected user interactions and displayed relevant details based on the mapped locations. This approach ensured an intuitive user experience, allowing visitors to explore the rich musical heritage of India through a visually guided journey.

B. Integration of Popups:

To enhance user interaction, popups were integrated using HTML, CSS, and JavaScript. When a user hovers over it, a dynamic window with an image and synopsis of the main classical musical instrument related to a state appears. This information was structured systematically to enable seamless retrieval. The hover-based approach encouraged engagement and interest by providing a brief synopsis of the cultural importance of the various instruments.

C. Frontend Styling:

To guarantee a seamless and interesting user experience, CSS was used to improve the website's visual presentation. Various styling elements were implemented, such as highlighting states upon hover and ensuring seamless transitions for popups. A structured layout was maintained to enhance readability and aesthetics, making the platform visually appealing. These design choices played a crucial role in reinforcing the educational objectives of the project while offering an engaging exploration of India's musical traditions.

D. 'Read More' Navigation and Detailed Information Pages:

A "Read More" button was added to each state's popup, giving users the option to explore more. Clicking this button redirected users to a dedicated page containing a comprehensive description of the musical instrument, including historical background, playing techniques, and its significance in the respective region. High-resolution images further enriched the learning experience, enabling users to visualize the instruments in detail. This feature transformed the website into a valuable educational tool.

VII. ALGORITHM:

- 1.Start the webpage
- 2.Display the map of India with clickable states.
- 3.When a user clicks on a state
 - >Show the classical musical instrument of that state.
- 4.Display instrument name, image, and short info.
- 5.Allow user to click on other states to view more instruments.
- 6.End.

The interactive website opens up with an attractive map of India, which then lets users investigate the traditional musical instruments that are distinct to each state. The map is completely interactive when it loads, with clickable states that allow for easy navigation. When a user clicks on a state, the platform dynamically presents information about the classical musical instrument associated with that region. This includes the instrument's name, a representative image, and a short description highlighting its history and cultural significance. By choosing different states, users can carry on exploring; every click offers new perspectives on India's varied musical traditions. The interface ensures that options flow naturally, making the experience engaging and educational. By offering easy-to-access details, this digital platform bridges geography with musical heritage, allowing visitors to immerse themselves in the rich legacy of Indian classical music. The interactive design makes it simple for users to navigate, explore, and learn, ensuring widespread accessibility for admirers, scholars, and investigators. Users can easily explore and enjoy India's diverse and extensive musical traditions thanks to the methodical approach, which also offers a visually stunning and user-friendly navigation experience.

VIII. RESULT

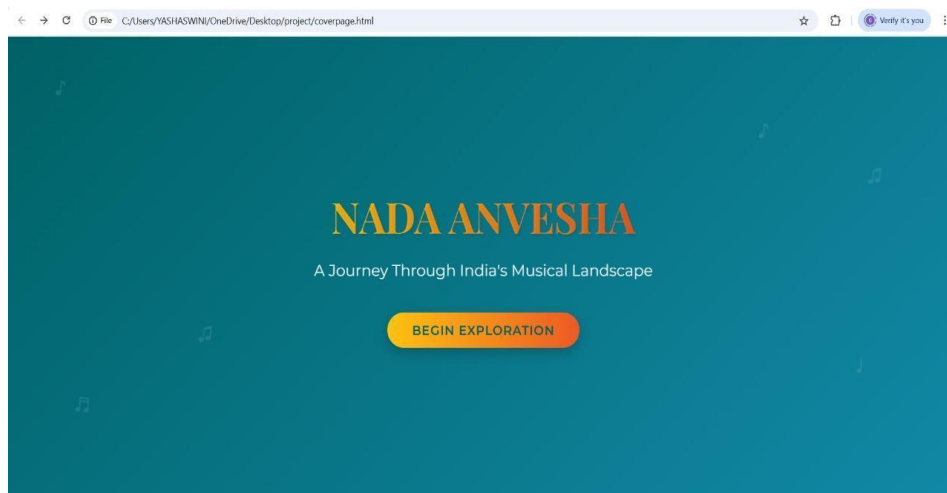


Fig. 1: Home Page

The core theme of the project - to explore the vast musical heritage of India - is explicitly conveyed visually on the front cover of Nada Anvesha. The teal background, scattered musical notes, and the "Begin Exploration" button invite users to engage with an interactive journey through India's diverse musical traditions.

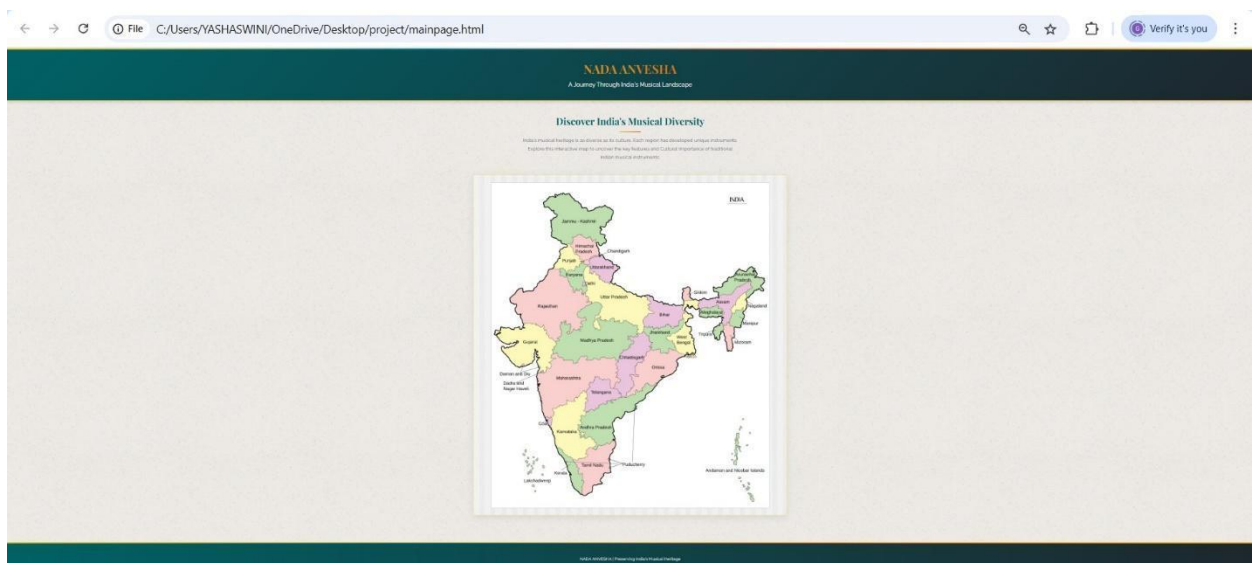


Fig.2: Interactive India Map for State wise Information

The interactive map of Nada Anvesha visually represents India's musical diversity, allowing users to explore each region's traditional instruments. By connecting cultural narratives to geographical locations, the map's user-friendly design improves engagement and elevates the experience of learning about India's musical legacy.



Fig. 3: Popup on hovering on a State of India Map

The interactive map feature of Nada Anvesha enhances user engagement by displaying popups when hovering over a state. These popups outline the description and image of traditional music instruments from every region, meaning users can navigate India's diverse musical heritage easily.

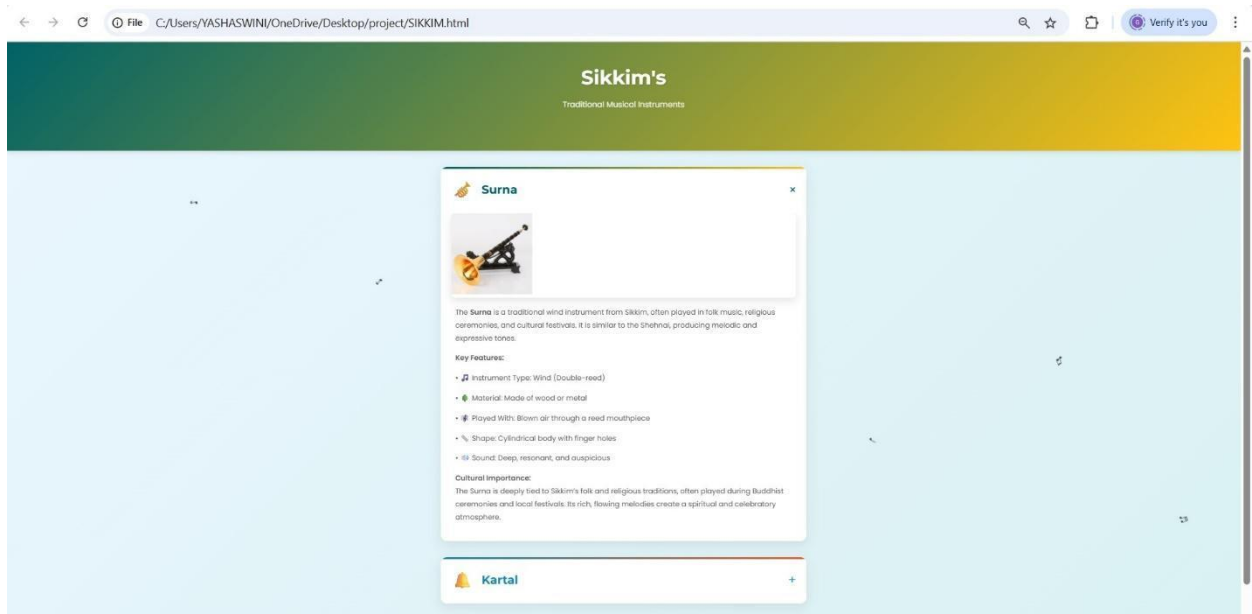


Fig.4: Detailed Information about that Particular State.

Users are taken to a specific page with a thorough description and an extensive list of traditional musical instruments from the chosen region when they click "Read More" in a popup. This feature enriches the user

experience, allowing for deeper exploration of India's musical diversity while providing historical and cultural context for each instrument.

CONCLUSION:

The award-winning interactive website will give a valued and meaningful digital experience in documenting and sharing India's classical musical modalities. Through the use of geographical mapping and multimedia, users will be able to easily navigate and access information about traditional musical instruments and the music associated with those instrument, from different states. The Implementation is structured, using hover-based popups, dedicated pages, etc., for the user's learning experience, and will guarantee a full experience that combines the cultural narrative and digital engagement. As a digital educational course, the site will be used by schools and colleges, researchers, and musicians studying traditional Indian music, allowing them to access the material in a manner of representation, meaning, and purpose. The structures designed into the site will help teachers, students, and others navigate through the different levels of musical learning with ease and accrue additional musical knowledge, making it available to the largest population of users possible. Ultimately, through interactivity and structured content, the project serves to document India's music culture as an enduring resource for generations to come to learn and engage in the nation's unique culture and heritage.

REFERENCES:

1. Indian Classical Music Instruments: [Instruments used in Indian Classical Music — www.indianclassicalmusic.com](http://www.indianclassicalmusic.com)
2. Musical Instruments of India: [Musical Instruments of India | INDIAN CULTURE](#)
3. 17 Traditional Indian Musical Instruments: [17 Traditional Indian Musical Instruments You Should Know](#)
4. D Shanthi, N Swapna, Ajmeera Kiran and A Anoosha, "Ensemble Approach Of GPACOTPSO And SNN For Predicting Software Reliability", International Journal Of Engineering Systems Modelling And Simulation, 2022.
5. Thejovathi, M., K. Jayasri, K. Munni, B. Pooja, B. Madhuri, and S. Meghana Priya. "Skinguard-Ai FOR Preliminary Diagnosis OF Dermatological Manifestations." Metallurgical and Materials Engineering (2025): 912-916.
6. Jayanna, SP., S. Venkateswarlu, B. Ishwarya Bharathi, CH. Mahitha, P. Praharshitha, and K. Nikhitha. 2025. "Fake Social Media Profile Detection And Reporting". Metallurgical and Materials Engineering, May, 965-71. <https://metall-mater-eng.com/index.php/home/article/view/1669>.
7. Priyanka, M. T. S. ., Divya, D. N. ., Sruthi, A. ., Prasanna, S. L. ., Sahithi, B. ., & Jyothisna, P. . (2025). Domain Detector - An Efficient Approach Of Machine Learning For Detecting Malicious Websites. Metallurgical and Materials Engineering, 903–911. Retrieved from <https://metall-mater-eng.com/index.php/home/article/view/1663>
8. Geetha, M. D. . ., Haritha, M., Pavani, B. ., Srivalli, C. ., Chervitha, P., & Ishrath, S. . (2025). Eco Earn: E-Waste Facility Locator. Metallurgical and Materials Engineering, 767–773. Retrieved from <https://metall-mater-eng.com/index.php/home/article/view/1632>.
9. D Shanthi, Smart Healthcare for Pregnant Women in Rural Areas, Medical Imaging and Health Informatics, Wiley Publishers, ch-17, pg.no:317-334, 2022, <https://doi.org/10.1002/9781119819165.ch17>

- 10.D.Shanthi, R. K. Mohanty and G. Narsimha, "Application of machine learning reliability data sets", Proc. 2nd Int. Conf. Intell. Comput. Control Syst. (ICICCS), pp. 1472-1474, 2018.
- 11.D.Shanthi, "Ensemble Approach of ACOT and PSO for Predicting Software Reliability", 2021 Sixth International Conference on Image Information Processing (ICIIP), pp. 202-207, 2021.
- 12.D Shanthi, CH Sankeerthana and R Usha Rani, "Spiking Neural Networks for Predicting Software Reliability", ICICNIS 2020, January 2021, [online] Available: <https://ssrn.com/abstract=3769088>.
- 13.Shanthi, D. (2023). Smart Water Bottle with Smart Technology. In the Handbook of Artificial Intelligence (pp. 204-219). Bentham Science Publishers.
- 14.Shanthi, P. Kuncha, M. S. M. Dhar, A. Jamshed, H. Pallathadka and A. L. K. J E, "The Blue Brain Technology using Machine Learning," 2021 6th International Conference on Communication and Electronics Systems (ICCES), Coimbatre, India, 2021, pp. 1370-1375, doi: 10.1109/ICCES51350.2021.9489075.
- 15.Shanthi, D., Aryan, S. R., Harshitha, K., & Malgireddy, S. (2023, December). Smart Helmet. In the International Conference on Advances in Computational Intelligence (pp. 1-17). Cham: Springer Nature Switzerland.
- 16.Babu, Mr. Suryavamshi Sandeep, S.V. Suryanarayana, M. Sruthi, P. Bhagya Lakshmi, T. Sravanthi, and M. Spandana. 2025. "Enhancing Sentiment Analysis With Emotion And Sarcasm Detection: A Transformer-Based Approach". Metallurgical and Materials Engineering, May, 794-803. <https://metall-mater-eng.com/index.php/home/article/view/1634>.
- 17.Narmada, J., Dr.N.Divya, K. Sruthi, P. Harshitha, D. Suchitha, and D.Veera Reddy. 2025. "Ai-Powered Chacha Chaudhary Mascot For Ganga Conservation Awareness". Metallurgical and Materials Engineering, May, 761-66. <https://metall-mater-eng.com/index.php/home/article/view/1631>.
- 18.P. Shilpasri PS, C.Mounika C, Akella P, N.Shreya N, Nandini M, Yadav PK. Rescuenet: An Integrated Emergency Coordination And Alert System. J Neonatal Surg [Internet]. 2025May13 [cited 2025May17];14(23S):286-91. Available from: <https://www.jneonatsurg.com/index.php/jns/article/view/5738>
- 19.Shanthi DS, G. Ashok GA, Vennela B, Reddy KH, P. Deekshitha PD, Nandini UBSB. Web-Based Video Analysis and Visualization of Magnetic Resonance Imaging Reports for Enhanced Patient Understanding. J Neonatal Surg [Internet]. 2025May13 [cited 2025May17];14(23S):280-5. Available from: <https://www.jneonatsurg.com/index.php/jns/article/view/5733>
- 20.Shanthi, Dr. D., G. Ashok, Chitrika Biswal, Sangem Udharika, Sri Varshini, and Gopireddi Sindhu. 2025. "Ai-Driven Adaptive It Training: A Personalized Learning Framework For Enhanced Knowledge Retention And Engagement". Metallurgical and Materials Engineering, May, 136-45. <https://metall-mater-eng.com/index.php/home/article/view/1567>.
- 21.P. K. Bolisetty and Midhunchakkaravarthy, "Comparative Analysis of Software Reliability Prediction and Optimization using Machine Learning Algorithms," 2025 International Conference on Intelligent Systems and Computational Networks (ICISCN), Bidar, India, 2025, pp. 1-4, doi: 10.1109/ICISCN64258.2025.10934209.
- 22.Priyanka, Mrs. T. Dr.Preethi Jeevan, A. Sruthi, S. Laxmi Prasanna, B. Sahithi, and P. Jyothsna. 2025. "Domain Detector - An Efficient Approach of Machine Learning For Detecting Malicious Websites". Metallurgical and Materials Engineering, May, 903-11.

23. Thejovathi, Dr. M., K. Jayasri, K. Munni, B. Pooja, B. Madhuri, and S. Meghana Priya. 2025. "Skinguard-Ai FOR Preliminary Diagnosis OF Dermatological Manifestations". Metallurgical and Materials Engineering, May, 912-16.
24. Jayanna, SP., S. Venkateswarlu, B. Ishwarya Bharathi, CH. Mahitha, P. Praharshitha, and K. Nikhitha. 2025. "Fake Social Media Profile Detection and Reporting". Metallurgical and Materials Engineering, May, 965-71.
25. D Shanthi, "Early stage breast cancer detection using ensemble approach of random forest classifier algorithm", Onkologia i Radioterapia 16 (4:1-6), 1-6, 2022.
26. D Shanthi, "The Effects of a Spiking Neural Network on Indian Classical Music", International Journal of Emerging Technologies and Innovative Research (www.jetir.org | UGC and issn Approved), ISSN:2349-5162, Vol.9, Issue 3, page no. ppa195-a201, March-2022